

## 2. Statistics

### Approximately 90% of vessels involved in accidents with fatalities or missing persons are small vessels

Of the vessels involved in collision accidents with fatalities or missing persons (208 vessels), 105 vessels sustained fatalities or missing persons. Among them, by vessel type, 56 (53.3%) were fishing vessels, 23 (21.9%) were pleasure boats, and 10 (9.5%) were personal water crafts. (See Fig. 3)

Looking at these vessels by gross tonnage, small vessels accounted for 95 (90.5%). (See Fig. 4)

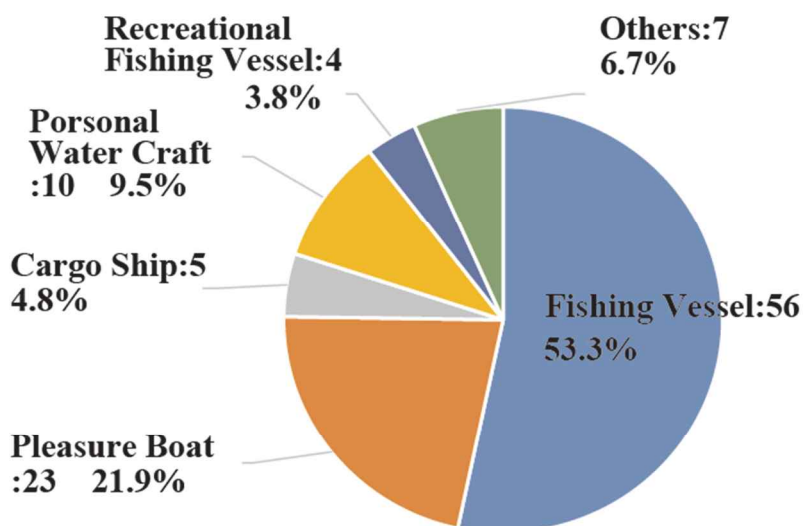


Figure 3 Number of vessels which sustained fatalities or missing persons by vessel type

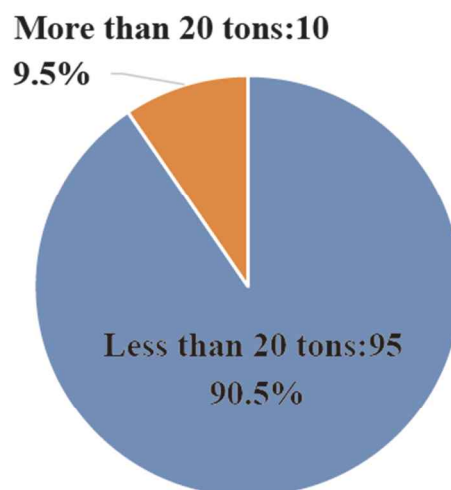


Figure 4 Number of vessels which sustained fatalities or missing persons by gross tonnage

### Approximately 60% did not recognize the other vessel

Of the 208 vessels involved in collision accidents with fatalities or missing persons, 132 were able to confirm whether or not they knew the other vessel. Of these, 56 vessels (42.4%) recognized the other vessel while 76 vessels (57.6%) did not. (See Fig. 5)

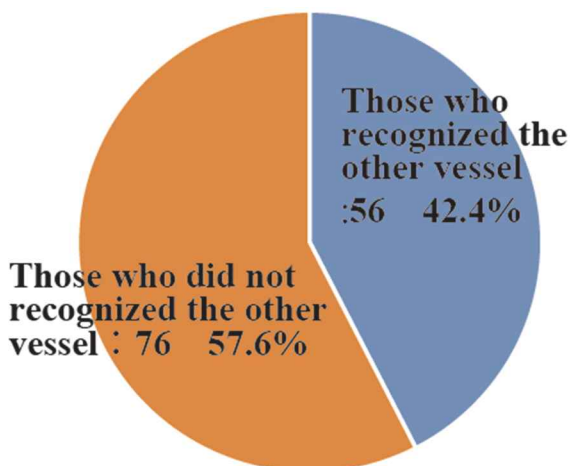


Figure 5 Status of recognition of the other vessel

#### Main factors of collision despite recognition of the other vessel

- Considered it was safe to sail.
- It was thought that the other vessel would avoid. (an anchoring or drifting vessel)
- It was thought that the other vessel should avoid from a navigational point of view.

#### Main factors for not recognizing the other vessel

- There was a blind spot on the bow.
- Paid attention to other vessels, etc.
- Presumed that there were no other vessels.